



G.T. Styling

MOUNTING INSTRUCTIONS FOR: ALL GTS SHADEBLADE™

IMPORTANT! Please read instructions thoroughly and study illustrations carefully before starting.

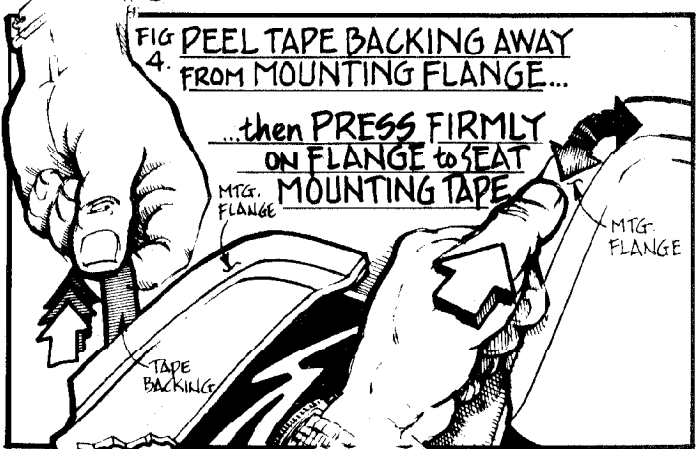

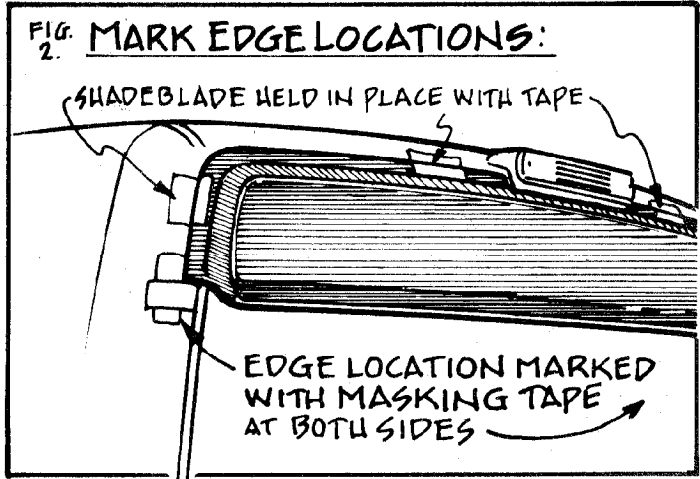
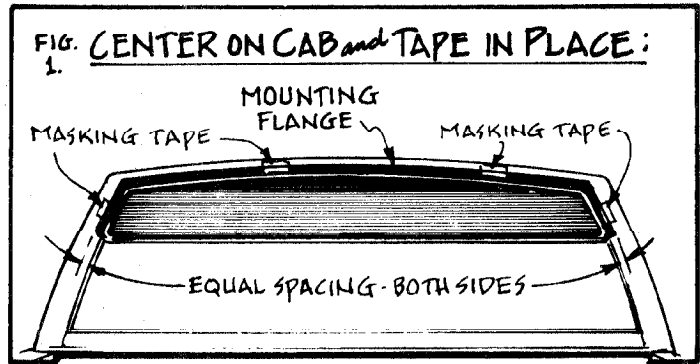
COMPONENTS:	QTY.
SHADEBLADE	1
Alcohol Wipe Pad	2

Masking tape required for mounting.

NOTE: The SHADEBLADE mounts to the painted surface of the truck cab with factory applied, double-backed tape.

MOUNTING:

1. Wash cab with solution of warm, soapy water. Rinse and wipe dry with clean cloth. Clean mounting area on painted surface around rear window molding with alcohol wipe pads and wipe dry with clean cloth.
2. Center SHADEBLADE on window and tape to cab with masking tape. Check for equal spacing on both sides of cab (and around 3rd brake light, if applicable) and adjust positioning if necessary. SEE FIG. 1.
3. Mark position of SHADEBLADE on cab with masking tape, as shown in FIG. 2, and remove SHADEBLADE.
4. Peel and fold mounting tape backing at both ends of mounting flange (as shown in FIG. 3) so backing sticks out from flange and can be grasped.
5. Line up SHADEBLADE with tape marks on cab (FIG. 2) and press against mounting flange at ends where mounting tape is exposed.
6. To remove mounting tape backing grasp and pull exposed ends away from SHADEBLADE as shown in FIG. 4.
7. Press firmly on entire length of mounting flange to seat mounting tape. FIG. 4.



© 1995: All rights reserved. International copyright secured. G.T. STYLING 5100 Shea Center Drive • Ontario, CA 91761 (909) 974-1120 • (800) 899-4487 • Fax: (909) 974-1130

LIMITED LIFETIME WARRANTY:

All components of the GTS SHADEBLADE™ have a Limited Lifetime Warranty to be free of manufacturer's defects. Damage due to improper installation or road hazards is not covered. Seller's and manufacturer's only obligations shall be to replace the product proved to be defective. Neither seller nor manufacturer shall be liable for any injury, loss or damage, direct or consequential, arising out of the use or the inability to use the product. Before using, user shall determine the suitability of the product for its intended use, and user assumes all risk and liability whatsoever in connection therewith. The foregoing may not be changed except by an agreement signed by officers of the seller and manufacturer.